

Groove Leather for your upholstery needs

Demystifying Upholstery Leather

WHAT YOU SHOULD KNOW WHEN SPECIFYING LEATHER

Here's what you should know about when specifying leather:

- Raw material (geographic region, selection)
- Tannages (chromium, vege, chrome-free)
- Dyeing
- Embossing (texturing)
- Finishing (coloring, tipping, etc.)

You should care about these topics because you want to:

- Choose leather products that are suitable to their application and the client's expectations
- Know your options when dealing with budgets
- Educate your client

RAW MATERIAL IS KEY

Care and climate affects the quality of leather hides. Cows raised in cooler climates, that graze on open ranges, and that have good veterinary care, have fewer defects (e.g. scratches, bites). Cows raised in hotter climates or that roam among barb wired fences have more defects.

Additionally, species of cow differ in size and shape. US cows, for example, tend to be smaller than European cows. Many South American cows are Zebus (they have large humps).

Remember that "defect free" doesn't necessarily mean most desired and appreciated. Natural characteristics are often valued by leather connoisseurs. As always, beauty is in the eye of the beholder.

WHY DOES IT MATTER HOW LEATHER IS TANNED?

Until a hide is tanned it's a rawhide. To create a supple product, leather is either chromium or vegetable tanned.

Chromium tannages, introduced in the 19th century, are the preferred method for tanning leather. A chrome tannage yields a soft hand. Vegetable tanning is used when firmer leather is required.

FULL GRAIN, TOP GRAIN... WHO CARES?

Full grain and top grain leather refers to the overall quality of the leather. Full grain leather tends to be relatively defect free (i.e., doesn't need correction), and is undisputedly the leather of choice for clients looking for a product that ages beautifully over time.

Top grain leather refers to leather hides that need additional processing (i.e., "buffing") to reduce or eliminate imperfections.

Top grain leathers receive a heavier top coat of pigment to smooth out the finish and to give the leather protection against minor scratches and spills.

Top grain leathers are ideally suited for heavily trafficked areas.

WHY IS LEATHER DYED?

Fine upholstery leather should be dyed close to the final finish color. Dying the crust (i.e., tanned hide) to match the finished color helps to mask superficial scratches that can occur during normal wear. Budget leathers may well be produced on mismatched crust colors.

WHY IS LEATHER EMBOSSED?


Most people think embossing is simply for decorative purposes. Plating (embossing with a natural looking grain) is also common. If desired, plating can give a full- or top-grain leather a uniform look, or make a flat looking leather come alive.

THE FINISHING PROCESS

Finishing (or top coating) is the final step to giving a leather product its unique characteristics. The purpose of finishing is to modify the leather's color and to provide a protective surface.

Aniline dyed leather refers to a finished product that has been fully colored without the use of pigments. Aniline dyed leather is a connoisseur's delight. The natural grain is easy to recognize, and all the hallmarks of the leather are evident (e.g., fat folds, neck wrinkles, even minor scarring).

Semi-aniline dyed leather refers to a lightly pigmented protective finish that gives the leather a more uniform appearance, and stain and water resistance.



LEATHER PRODUCTS

- FULL GRAIN
- TOP GRAIN
- CHROMIUM AND VEGE TANNING
- REPETILIAN EMBOSSINGS
- FLORAL EMBOSSINGS
- WEAVE EMBOSSINGS
- GEOMETRIC EMBOSSINGS
- ANTIQUING
- HAND TIPPING
- FLAME PROOFING



CUSTOM SOLUTIONS

Groove provides designers with the leather products they need to meet the specific needs of their client projects.



WEB SOLUTIONS

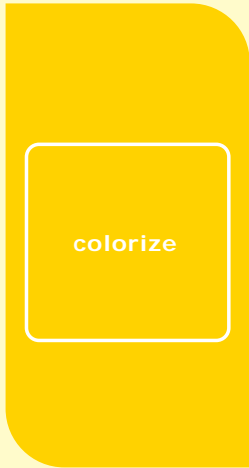

Don't be limited to the leather colors in your leather box. Visit grooveleather.com and use our color and grain selector to specify your leather



CONTACT INFORMATION

Need assistance? Email us a description of what you're working on. Let's work together on finding or making the best leather for your project:

info@GrooveLeather.com



conceptualize

colorize

visualize



888-99-GROOVE TOLL FREE
201-751-1088 OFFICE
201-751-1089 FAX
info@grooveleather.com
www.grooveleather.com



Demystifying Leather

888-99-GROOVE TOLL FREE
201-751-1088 OFFICE
201-751-1089 FAX
info@grooveleather.com
www.grooveleather.com